

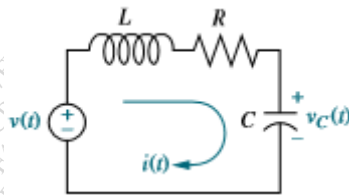
Time: (3 Hours)

Total Marks – 80

- N.B.:-** (1) Question No.1 is compulsory.  
 (2) **Attempt** any **three** questions out of remaining **five** questions.  
 (3) Draw neat diagrams wherever it is necessary.

**Q. 1 Answer any FOUR of the following 20**

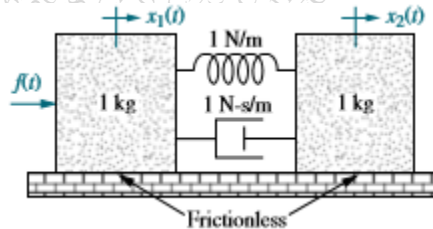
- a. Sketch the polar plot of the transfer function  $G(s) = \frac{1}{s^2}$   
 b. Find the transfer function relating the capacitor voltage,  $V_c(s)$ , to the input voltage,  $V(s)$  in the following figure



- c. Represent the given system in cascade form of state space representation. Also draw SFG.

$$G(s) = \frac{5}{(s + 3)(s + 9)(s + 7)}$$

- d. Compare open loop and closed loop control systems with the help of suitable example.  
 e. Find the transfer function,  $G(s) = \frac{X_2(s)}{F(s)}$ , for the translational mechanical network shown



**Q.2 a. Given the system represented in state space as follows: 10**

$$\dot{x} = \begin{bmatrix} 0 & 1 & -2 \\ 0 & 3 & 1 \\ -5 & -2 & -3 \end{bmatrix} x + \begin{bmatrix} 1 \\ 0 \\ 2 \end{bmatrix} u$$

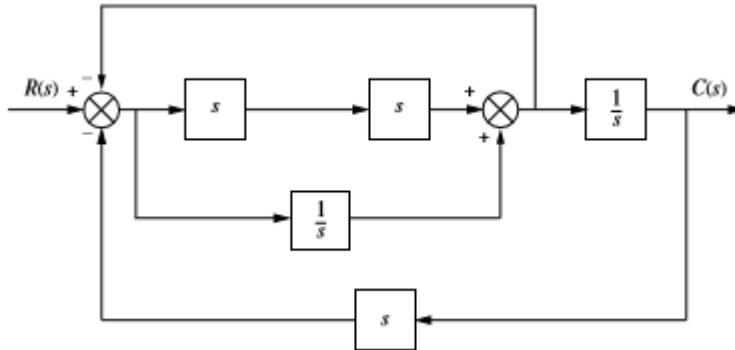
$$y = [1 \quad 3 \quad 2]x$$

Convert the system to one where the new state vector,  $z$  is

$$z = \begin{bmatrix} 1 & 3 & -2 \\ 4 & -1 & 0 \\ 2 & 5 & 1 \end{bmatrix} x$$

- b. Derive the formula for rise time, peak time, settling time and percentage overshoot for a second order system. 10

- Q.3 a. Convert given block diagram into signal flow graph and obtain transfer function  $G(s) = \frac{C(s)}{R(s)}$  using Mason's rule. 10



- b. Obtain Laplace transform solution of the following system. 10

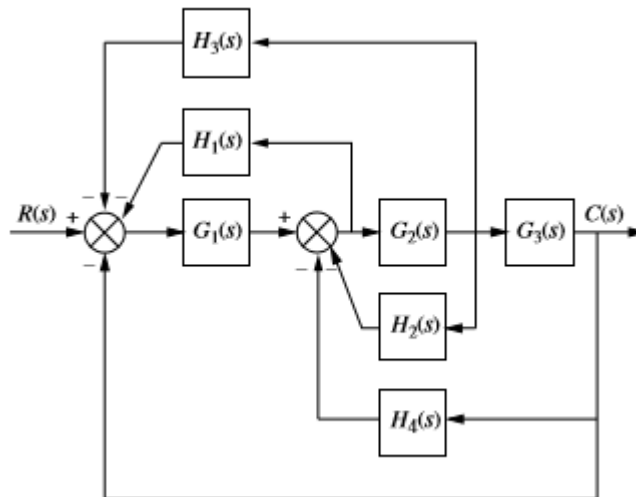
$$\dot{x} = \begin{bmatrix} 0 & 1 & 0 \\ 0 & 0 & 1 \\ -24 & -26 & -9 \end{bmatrix} x + \begin{bmatrix} 0 \\ 0 \\ 1 \end{bmatrix} e^{-t}$$

$$y = [1 \quad 1 \quad 0]x$$

- Q.4 a. Draw Bode plot for the following unity feedback system, determine  $\omega_{gc}$ ,  $\omega_{pc}$ , PM, GM and comment on the stability of the system. 10

$$G(s) = \frac{100(s+2)}{s(s+1)(s+4)}$$

- b. Reduce the block diagram shown below to a single block representing the transfer function,  $G(s) = C(s)/R(s)$  10



- Q.5 a. A unity feedback system has an open-loop transfer function 10

$$G(s) = \frac{K}{(s + 2)(s + 4)(s + 6)}$$

Plot Nyquist diagram and using your diagram find the range of gain K for stability

- b. The characteristics equation of a feedback control system is 10

$$s^4 + 20s^3 + 15s^2 + 2s + K = 0$$

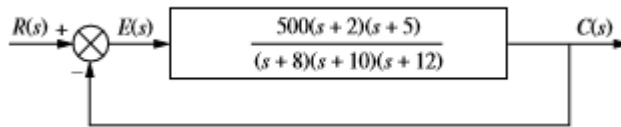
- a) Determine range of K for the system to be stable.
- b) Can the system be marginally stable? If so, find the required value of K and the frequency of sustained oscillation.

- Q.6 a. A unity feedback system has an open-loop transfer function 10

$$G(s) = \frac{K(s + 3)}{s(s + 1)(s + 2)(s + 4)}$$

Sketch the root locus

- b. Evaluate the static error constants for the following system and find the expected error for the standard step, ramp, and parabolic inputs. 10



\*\*\*\*\*